



OPERATING WEIGHT	7.5 t
ENGINE OUTPUT	56 kW (76 HP)
BUCKET CAPACITY	65-335 l
MAX. DIG DEPTH	4.25 m
MAX. REACH	7.26 m



Crawler Excavator TC75

Technical data

Engine	
Manufacturer, model	Deutz, TD 2011 L04W
Type	4-cylinder turbocharged diesel engine, Tier 3 (2008)
Combustion	4-stroke cycle, direct fuel injection
Net power rating at 2,200 rpm (ISO 9249)	56 kW (76 hp)
Displacement	3,600 cm ³
Max. torque	270 Nm @ 1,600 rpm
Cooling system	external oil cooling
Electrical system	
Nominal voltage	12 V
Battery	12 V / 105 Ah
Generator	12 V / 95 A
Starter	12 V / 2.3 kW
Power Transmission	
Hydrostatic travel drive with planetary reduction gears on sprocket drives. Multi-disc brake acting as parking brake, automatically bled. 2-stage variable displacement motor, full power shift.	
Travel speed, forward and reverse	0-2.7 / 5.2 km/h
Max. gradeability	> 60 %
Undercarriage	
Maintenance-friendly B1 track-type undercarriage with triple grouser plates or rubber crawlers. Idler suspension with hydraulic crawler-chain tension.	
Specifications for rubber / steel crawler chain:	
Width	450 / max. 600 mm
Total length (sprocket - idler)	2,200 / 2,250 mm
Total length (undercarriage)	2,850 mm
Dozer blade	
Independent individual control of crawler chains, also counterwise.	
Width	2,330 mm
Dozer cut below ground	390 mm
Dozer lift above ground	500 mm
Slope angle	35°
Steering	
Independent individual control of crawler chains, also counterwise. Sensitive control provided by 2 pilot-operated hand levers combined with foot pedals. Full drawbar pull even at shifts in direction.	
Swing system	
Hydrostatic drive with 2-stage planetary gear and axial piston fixed displacement motor, also acts as wear-resistant brake. In addition, automatically controlled spring-loaded multi-disc brake acting as parking brake.	
Swing speed	0-10 min ⁻¹
Knickmatik®	
Lateral parallel adjustment of boom arrangement at full digging depth.	
Angle of articulation / lateral adjustment left	63° / 810 mm
Angle of articulation / lateral adjustment right	65° / 950 mm
Fluid Capacities	
Fuel tank	130 l
Hydraulic system (incl. tank)	140 l

Operating data, standard equipment

Operating weight (monobloc boom) acc. to ISO 6016	7,500 kg
Operating weight (circular boom) acc. to ISO 6016	7,900 kg
Undercarriage (steel crawlers)	+ 250 kg
Transport dimensions:	
Monobloc boom / Circular boom (L x H)	6,030 x 2,720 / 5,900 x 2,720 mm
Total width with dozer blade	2,330 mm
Total height (top of cab)	2,720 mm
Ground clearance	410 mm
Uppercarriage tailswing	1,175 mm
Uppercarriage frontswing (monobloc boom / circular boom)	2,300 / 1,650 mm
Working envelope 180° (monobloc boom / circular boom)	3,475 / 2,775 mm
Working envelope 360° (monobloc boom / circular boom)	4,600 / 3,300 mm
Bucket digging force acc. to ISO 6015 (monobloc boom)	53,200 N
Stick digging force acc. to ISO 6015 (monobloc boom / circular boom)	42,600 / 47,300 N
Ground pressure (rubber crawlers)	0.31 daN/cm ²
Ground pressure (steel crawlers)	0.32 daN/cm ²

Hydraulic system

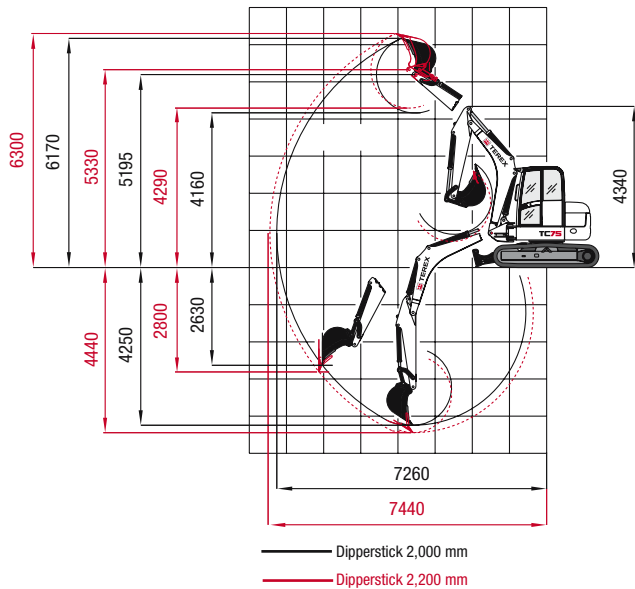
Working hydraulics: Axial-piston variable displacement pump with load sensing, coupled with a load-independent flow distribution (LUDV). Simultaneous, independent control of all movements. Sensitive maneuvers irrespective of loads.	
Max. working pressure	280 bar
Max. pump capacity	156 l/min
The thermostatically controlled oil circuit ensures that the oil temperature is promptly reached and avoids overheating. Return filter installed in oil tank allows for eco-friendly replacement of filter elements.	
Gear pump for all positioning and swing movements. Pressure cut-off valve for sensitive and energy-saving swing movements.	
Max. working pressure	230 bar
Max. pump capacity	68 l/min
Control circuit for work attachments:	
Max. working pressure	up to 280 bar
Max. pump capacity, adjustable	100 l/min
Two servo-assisted joystick controls (ISO) for excavator operations.	

Cab

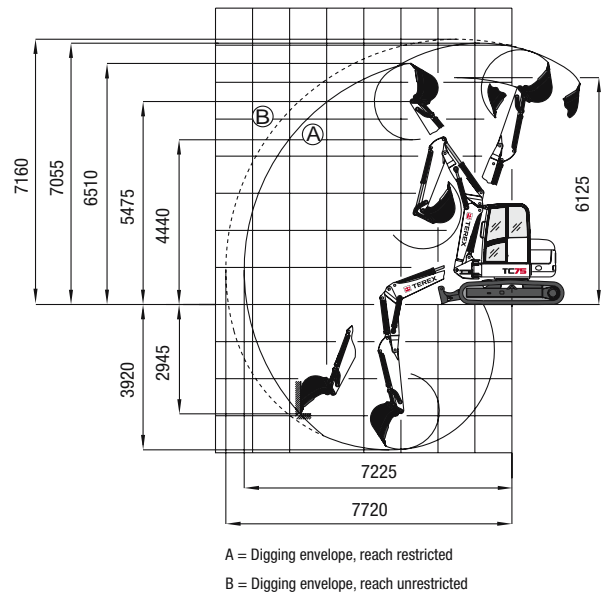
Spacious, sound-insulated full-vision steel cab, FOPS* (acc. to ISO 3449) certified. Safety glass windows, thermo windows tinted in green. Skylight window, tinted. Panoramic rear window. Front window supported by pneumatic springs, lockable for ventilation and slidable under cab roof. Windshield washer system. Storage box. Radio pre-installation. Left-hand outside rear-view mirror.	
Cab heating with windshield defroster through oil heat exchanger and 3-speed fan, ventilating mode in summer.	
Fabric-covered, hydraulically cushioned driver's comfort seat with armrests, height, tilt and weight adjustments. Lap seat belt.	
Instrument panel on the right hand side of the operator's seat with visual & acoustic warning device, hour-meter and safety module.	
Working flood lights Halogen H-3.	
Sound level values in compliance with EC-directives.	
*FOPS-approved only with skylight guard (optional)	

Crawler Excavator TC75

Working range: Monobloc boom



Working range: Circular boom



Lifting capacities

Bucket hinge height		Load radius from center of ring gear															
		3.0 m				4.0 m				5.0 m				6.0 m			
		MB		CB		MB		CB		MB		CB		MB		CB	
		End	Side	End	Side	End	Side	End	Side	End	Side	End	Side	End	Side	End	Side
3.0 m	S	-	-	-	-	2.52	1.53	2.40	1.61	1.96	1.00	2.10	1.04	-	-	-	-
	T	-	-	-	-	1.65	1.50	2.04	1.55	1.13	0.99	1.33	0.99	-	-	-	-
1.5 m	S	3.24	2.33	3.85	2.57	2.61	1.42	3.08	1.49	2.14	0.97	2.23	1.01	1.74	0.69	1.64	0.72
	T	2.25	2.30	3.20	2.44	1.59	1.39	1.96	1.41	1.06	0.94	1.28	0.96	0.75	0.67	0.91	0.67
0 m	S	5.30	1.80	5.23	2.07	3.18	1.28	2.92	1.27	2.26	0.90	2.03	0.92	1.65	0.68	1.37	0.68
	T	2.20	1.80	2.67	1.96	1.41	1.23	1.61	1.20	0.99	0.87	1.14	0.87	0.73	0.65	0.83	0.64
-1.0 m	S	4.60	1.80	4.45	1.96	2.93	1.10	2.50	1.20	2.10	0.86	1.76	0.86	1.47	0.66	1.11	0.66
	T	2.07	1.70	2.52	1.83	1.32	1.10	1.51	1.10	0.94	0.84	1.06	0.83	0.72	0.63	0.77	0.62

All values in tons (t) were determined acc. to ISO 10567 and include a stability factor of 1.33 or 87% of the hydraulic lifting capacity. All values were determined with quick-attach system but without bucket. In case of mounted-on work attachments, the deadweights of the work attachments must be deducted from the permissible payloads. When used for load hook applications, excavators must be equipped with hose-rupture valves and overload warning device in compliance with EN 474-5.

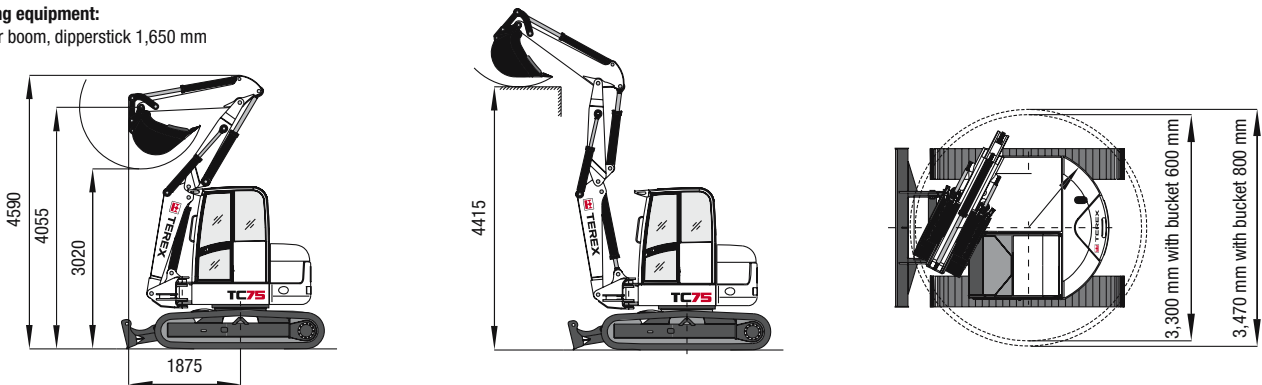
Working equipment: Rubber crawlers.

Abbreviations: S = Supported by blade, T = Traveling; MB = Monobloc boom, dipperstick 2,000 mm; CB = Circular boom, dipperstick 1,650 mm

Dimensions: Circular boom

Working equipment:

Circular boom, dipperstick 1,650 mm



Terex GmbH Schaeffstrasse 8
D-74595 Langenburg, Germany

PHONE +49 (0)7905 / 58-0 FAX +49 (0)7905 / 58114
EMAIL info@terex-schaeff.com WEB terex-schaeff.de

TC750108-EN (2) Effective date: January 2008. Product specifications and prices are subject to change without notice or obligation. The photographs and/or drawings in this document are for illustrative purposes only. Refer to the appropriate Operator's Manual for instructions on the proper use of this equipment. Failure to follow the appropriate Operator's Manual when using our equipment or to otherwise act irresponsibly may result in serious injury or death. The only warranty applicable to our equipment is the standard written warranty applicable to the particular product and sale and Terex makes no other warranty, express or implied. Products and services listed may be trademarks, service marks or trade-names of Terex Corporation and/or its subsidiaries in the USA and other countries. All rights are reserved. Terex® is a registered trademark of Terex Corporation in the USA and many other countries. Copyright 2008 Terex Corporation.